SCHÜTZ COLECTOR SUELO RADIANTE KOMFORT 90-3

SCHÜTZ HEATING CIRCUIT MANIFOLD KOMFORT 90-3



Manual de montaje/Información técnica 03/2019

Installation instruction/Technical information 03/2019

Colector suelo radiante Komfort 90-3 /
Heating circuit manifold type Komfort 90-3

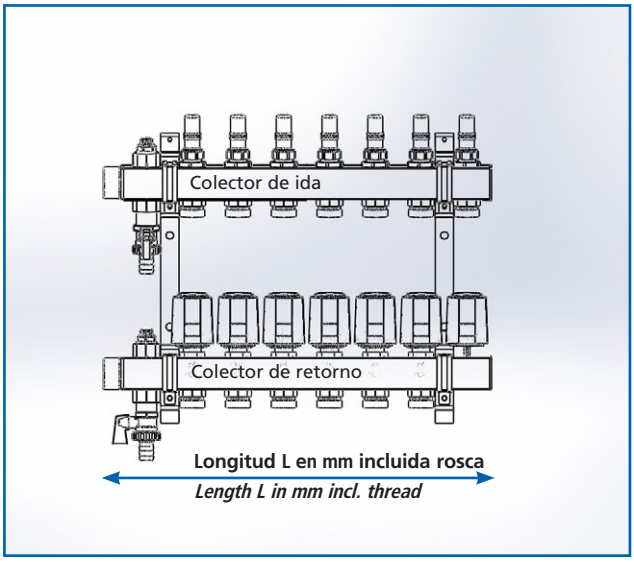

Dimensiones / *Dimensions*													
Número circuitos *Number of heating circuits*	2	3	4	5	6	7	8	9	10	11	12	13	14
Longitud en mm *Length L in mm*	170	220	270	320	370	420	470	520	570	620	670	720	770

Accesorios / *Accessories*



Kit de soportes para colector
Bracket set for manifold

Nº artículo / *Article no.* 5004824

Juego de conexiones para contador de energía
(Montaje vertical) 1" & 3/4"
Installation set for heat meters (vertical installation) 1" & 3/4"
1" **Nº artículo / *Article no.* 5006580**
3/4" **Nº artículo / *Article no.* 5006582**

Juego de conexiones para contador de energía
(Montaje horizontal) 1"& 3/4"
Installation set for heat meters (horizontal installation) 1"& 3/4"
1" **Nº artículo / *Article no.* 5006581**
3/4" **Nº artículo / *Article no.* 5006583**

Standard



Standard mit Thermometer

vertikal

Juego de válvulas de bola 1" IG / 1" IG
Ball valve set 1" IG/1" IG

Estándar / *Standard*
Nº artículo / *Article no.* 5000732
Estándar con termómetro / *Standard with thermometer*
Nº artículo / *Article no.* 5004132
Vertical / *Vertical*
Nº artículo / *Article no.* 5006585

Juego ampliación colector 1"
Manifold extension set 1"

Nº artículo / *Article no.* 3058303

Válvula de bola mini 3/4"
Miniature ball valve 3/4"

Nº artículo / *Article no.* 5004118

Termómetro de retorno 3/4"
Return line thermometer 3/4"

Nº artículo / *Article no.* 5004133

Válvula de regulación de caudal 1"
Circuit control valve set 1"

Nº artículo / *Article no.* 5000736

Válvula de presión diferencial 1"
Manifold overflow set 1"

Nº artículo / *Article no.* 1258095

Racor conexión tubo colector 3/4"
Clamped connector adapter 3/4"

PE (X)	**Nº artículo / *Article no.***
12 x 1,5 mm	**5002272**
14 x 2 mm	**1159887**
16 x 1,8 mm	**5005630**
16 x 2 mm	**1159933**
17 x 2 mm	**1159895**
20 x 2 mm	**1159909**
25 x 2,3 mm	**5001340**

Montaje / *Installation*

1.

2.

3.

4.

5.



6.



Montage / *Installation*













Montaje / *Installation*













Montaje / *Installation*



2 x Tornillos
2 x screws





La tuerca del racor solo puede ser apretada aguantando la base con una llave SW de 26.
Fuerza máxima aplicada: 15 Nm

Adapter compression fitting must be tightend by using a counter-wrench.

Maximum torque: 15 Nm

Purga / *Rinsing*



Cerrar todos los circuitos tanto en ida como en retorno.
Lock all forward and return flows.



Abrir ida y retorno del circuito por purgar.
Open concerning forward and return flow.



Montaje de los cabezales térmicos / *Installation of actuating drives*



230 V:
Nº artículo / Article no. 5004134

24 V:
Nº artículo / Article no. 5004135

Montaje de los cabezales térmicos /
Installation of actuating drives





Cambio de válvulas y caudalímetros /
Valve and topmeter replacement





Fuerza máxima aplicada: 15 Nm
Maximum torque: 15 Nm





Ajuste de caudales / *Adjustment*





Para el equilibrado hidraúlico del colector, cerrar primero todas las válvulas. Abrir la válvula de retorno y el caudalímetro del primer circuito a tope. Ir cerrando la válvula de retorno hasta que el caudalímetro marque el caudal necesario. Apuntar la posición (vueltas de abrir-cerrar) y volver a cerrar el circuito. Seguir el mismo procedimiento con los demás circuitos. Después de ajustar todos los circuitos, volver a abrir las válvulas hasta la posición apuntada para cada circuito.

For hydronic balancing it is necessary to initially close all valves (inflow and return). Open inflow and return valve of the first circuit. Then adjust the regulating valve (return) to the required flow. See the flow indicator in the inflow. Afterwards close all valves and ajust the next circuit.

Ajuste de caudales/ *Adjustment*

Ajuste de la válvula de regulación / *Setting of the control valve*

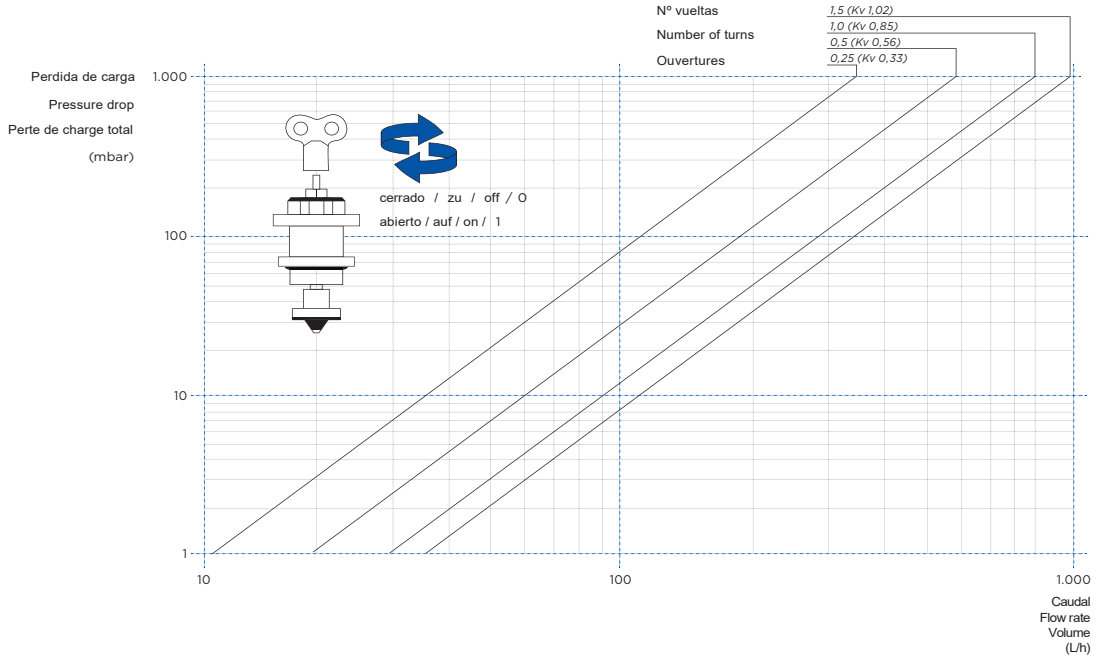

Perdida de carga total / *Total pressure drop*



ART-NR. 6004857 | 03.19 | DRUCKEREI CORZILIUS

SCHÜTZ GmbH & Co. KGaA
Schützstraße 12
D-56242 Selters
Telefon +49 (0) 26 26 / 77-0
Telefax +49 (0) 26 26 / 77-12 21
E-Mail info2@schuetz.net
www.schuetz.net